

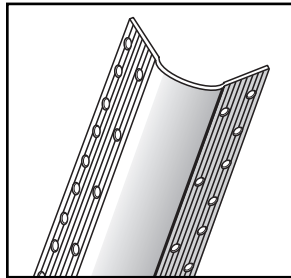
## PLA-COR®

### Plastic Trim

**Model 85**  
**Standard**  
**Plastic Bullnose**

3/4" Radius

Provides smooth, rounded corners. Striations (evenly spaced grooves and ridges) on flanges deliver maximum adhesion of drywall.

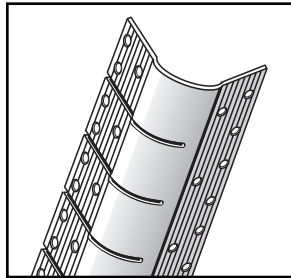


Prod#	Lgth	Pcs/Ctn	Ft/Ctn	Ctns/Pallet	Unit	Wt/Ctn	
46010	8 ft	50	400	30	MF	26	☼
46020	10 ft	50	500	30	MF	33	☼

**Model 1085**  
**Flexible**  
**Bullnose Arch**

3/4" Radius

Makes finishing archways and curved corners as easy as possible. The most flexible arch bead available, it is perfect for convex or concave curves.

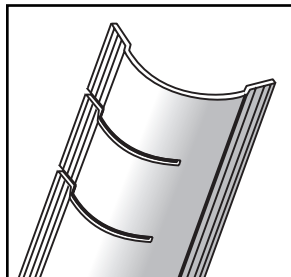


Prod#	Lgth	Pcs/Ctn	Ft/Ctn	Ctns/Pallet	Unit	Wt/Ctn	
46030	8 ft	50	400	30	MF	24	
46040	10 ft	50	500	30	MF	31	☼

**Model 1087**  
**Flexible**  
**Bullnose Arch**

1 1/2" Radius

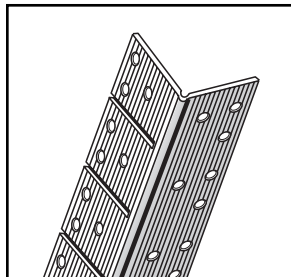
As flexible as standard bullnose flexible arch, Model 1087 is the choice when an ultra-soft corner is desired.



Prod#	Lgth	Pcs/Ctn	Ft/Ctn	Ctns/Pallet	Unit	Wt/Ctn	
46130	8 ft	30	240	30	MF	29	☼
46140	10 ft	30	300	30	MF	43	☼

**Model 1090**  
**Flexible 90° Arch**

Improved 90 degree arch has a semi-solid raised bead, making it the strongest type available. Model 1090 produces the smoothest lines with no kinking, flat spots or deformation.



Prod#	Lgth	Pcs/Ctn	Ft/Ctn	Ctns/Pallet	Unit	Wt/Ctn	
46060	8 ft	70	560	30	MF	29	☼
46070	10 ft	70	700	30	MF	35	☼

**SALES/ORDER INFORMATION**

Tel: (360) 225-6888 • Tel: (800) 871-4998 • Fax: (360) 225-7879 • Fax: (800) 871-5007  
295 North Pekin Road • Woodland, Washington 98674 • [www.hamiltonnw.com](http://www.hamiltonnw.com)

☼ Available by Special Order Only.



# ACCESSORIES

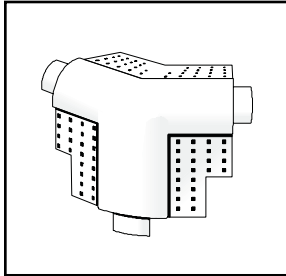
## PLA-COR®

### 3/4" Radius Bullnose Plastic Corner Caps

**Model 135**  
**Off-Angle 3-Way**  
**Corner Cap**

3/4" Radius

Ideal for use where three corners intersect at angles of greater than 90 degrees. Alignment tongues make it easy to match with metal or plastic bullnose corner beads.

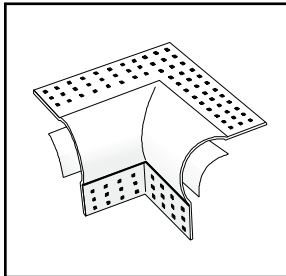


Prod#	Pcs/Ctn	Ctns/Pallet	Unit	Wt/Ctn
46410	50	200	CTN	2

**Model 285**  
**2-Way Corner Cap**

3/4" Radius

Use this corner cap on windows, closets, doorways, skylights - anywhere two corners intersect at 90 degree angles.

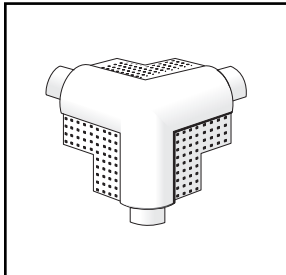


Prod#	Pcs/Ctn	Ctns/Pallet	Unit	Wt/Ctn
46420	50	200	CTN	1

**Model 385**  
**3-Way Corner Cap**

3/4" Radius

Designed for use where three corners intersect at 90 degree angles, this corner cap eliminates the need for time-consuming mitering.

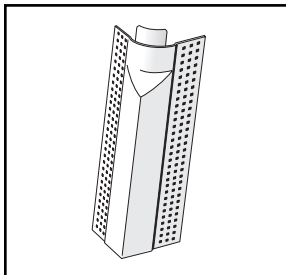


Prod#	Pcs/Ctn	Ctns/Pallet	Unit	Wt/Ctn
46430	50	200	CTN	2

**Model 8590**  
**Bullnose to 90 Degree**  
**Transition Cap**

3/4" Radius

Eliminates gaps between bullnose corner bead and baseboard or crown molding. Installs quickly and easily. Can be used with plastic or metal corner beads, and with baseboard or crown molding up to 4 1/4" wide.



Prod#	Pcs/Ctn	Ctns/Pallet	Unit	Wt/Ctn
46440	50	200	CTN	2

#### SALES/ORDER INFORMATION

Tel: (360) 225-6888 • Tel: (800) 871-4998 • Fax: (360) 225-7879 • Fax: (800) 871-5007  
295 North Pekin Road • Woodland, Washington 98674 • [www.hamiltonnw.com](http://www.hamiltonnw.com)



# ACCESSORIES

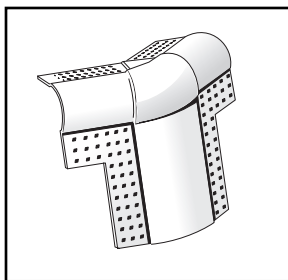
## PLA-COR®

### 3/4" Radius Bullnose Plastic Overlap Corner Caps

**Model 134**  
**3-Way Off-Angle Overlap**  
**Corner Cap**

3/4" Radius

A favorite of users of metal corner beads or tape-on trims, Model 134 is designed for use wherever three corners intersect at angles of greater than 90 degrees.



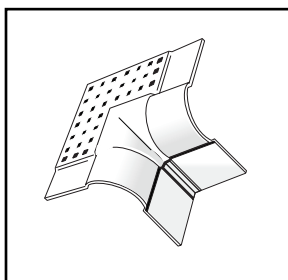
Prod#	Pcs/Ctn	Ctns/Pallet	Unit	Wt/Ctn
46450	50	200	CTN	2



**Model 284**  
**2-Way Overlap**  
**Corner Cap**

3/4" Radius

Users of metal corner bead or tape-on trim will find this corner cap a great time-saver. Use it on windows, closets, doorways or anywhere two corners intersect at 90 degree angles.



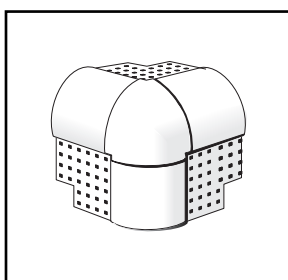
Prod#	Pcs/Ctn	Ctns/Pallet	Unit	Wt/Ctn
46460	50	200	CTN	1



**Model 384**  
**3-Way Overlap**  
**Corner Cap**

3/4" Radius

This corner cap works great with metal corner beads or tape-on trims. Use model 384 anywhere three corners intersect at 90 degree angles.



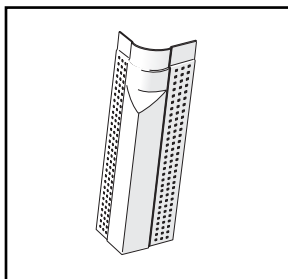
Prod#	Pcs/Ctn	Ctns/Pallet	Unit	Wt/Ctn
46470	50	200	CTN	1



**Model 8490**  
**Bullnose to 90 Degree**  
**Transition Cap Overlap**

3/4" Radius

Eliminates gaps between bullnose corner bead and baseboard or crown molding. Installs quickly and easily. Can be used with metal corner beads, and with baseboard or crown molding up to 4 1/4" wide.



Prod#	Pcs/Ctn	Ctns/Pallet	Unit	Wt/Ctn
46575	50	200	CTN	2

#### SALES/ORDER INFORMATION

Tel: (360) 225-6888 • Tel: (800) 871-4998 • Fax: (360) 225-7879 • Fax: (800) 871-5007  
 295 North Pekin Road • Woodland, Washington 98674 • [www.hamiltonnw.com](http://www.hamiltonnw.com)

⊛ Available by Special Order Only.



# ACCESSORIES

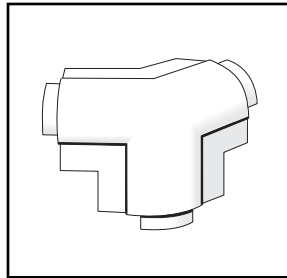
## PLA-COR®

### 1 1/2" Radius Bullnose Plastic Corner Caps

**Model 187**  
**Off-Angle 3-Way**  
**Corner Cap**

1 1/2" Radius

Ideal for use where three corners intersect at angles of greater than 90 degrees. Alignment tongues make it easy to match with metal or plastic bullnose corner beads.



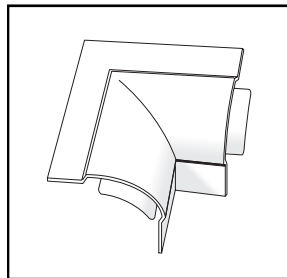
Prod#	Pcs/Ctn	Ctns/Pallet	Unit	Wt/Ctn
46490	50	200	CTN	3



**Model 287**  
**2-Way Corner Cap**

1 1/2" Radius

Use this corner cap on windows, closets, doorways, skylights - anywhere two corners intersect at 90 degree angles.



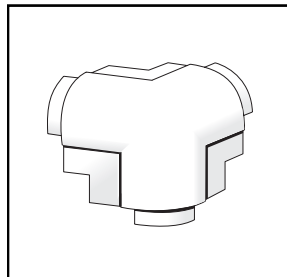
Prod#	Pcs/Ctn	Ctns/Pallet	Unit	Wt/Ctn
46500	50	200	CTN	3



**Model 387**  
**3-Way Corner Cap**

1 1/2" Radius

Designed for use where three corners intersect at 90 degree angles, this corner cap eliminates the need for time-consuming mitering. Model 387 is especially designed to deliver an ultra-soft appearance.



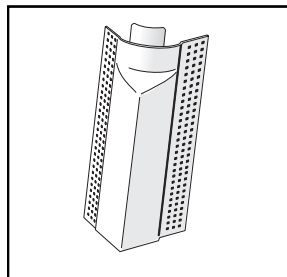
Prod#	Pcs/Ctn	Ctns/Pallet	Unit	Wt/Ctn
46510	50	200	CTN	3



**Model 8790**  
**Bullnose to 90 Degree**  
**Transition Cap**

1 1/2" Radius

Eliminates gaps between bullnose corner bead and baseboard or crown molding. Installs quickly and easily. Can be used with plastic or metal corner beads, and with baseboard or crown molding up to 4 1/4" wide.



Prod#	Pcs/Ctn	Ctns/Pallet	Unit	Wt/Ctn
46570	50	200	CTN	3



**SALES/ORDER INFORMATION**

**Tel: (360) 225-6888 • Tel: (800) 871-4998 • Fax: (360) 225-7879 • Fax: (800) 871-5007**  
**295 North Pekin Road • Woodland, Washington 98674 • www.hamiltonnw.com**

⊛ Available by Special Order Only.



# ACCESSORIES

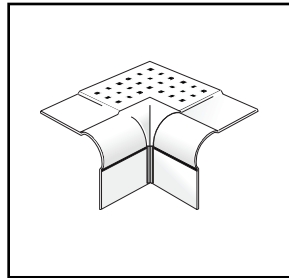
## PLA-COR®

### “Baby Bullnose” 1/2” Radius Bullnose Flexible Arch & Corner Caps

**Model 246**  
**2-Way Overlap**  
**Corner Cap**

1/2” Radius

Users of metal corner bead or tape-on trim will find this new corner cap a great time-saver. Use it anywhere two corners intersect at 90 degree angles




Prod#	Pcs/Ctn	Ctns/Pallet	Unit	Wt/Ctn	
46540	50	200	CTN	1	☼

**Model 345**  
**3-Way Overlap**  
**Corner Cap**

1/2” Radius

Patterned after the popular Model 384 corner cap, Model 346 is ideal for use with tape-on trim and metal corner bead. Use wherever three corners intersect at 90 degree angles.



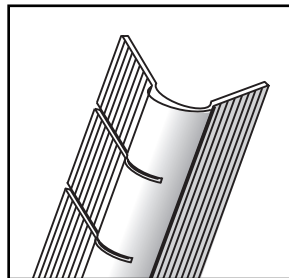
Prod#	Pcs/Ctn	Ctns/Pallet	Unit	Wt/Ctn	
46550	50	200	CTN	1	☼

Replaces Model 346

**Model 1046**  
**Flexible**  
**Bullnose Arch**

1/2” Radius

Makes finishing archways and curved corners as easy as possible. The most flexible arch bead available, it is perfect for convex or concave curves.



Prod#	Lgth	Pcs/Ctn	Ft/Ctn	Ctns/Pallet	Unit	Wt/Ctn	
46143	8 ft	50	400	30	MF	23	☼
46146	10 ft	50	500	30	MF	29	☼

**SALES/ORDER INFORMATION**

Tel: (360) 225-6888 • Tel: (800) 871-4998 • Fax: (360) 225-7879 • Fax: (800) 871-5007  
 295 North Pekin Road • Woodland, Washington 98674 • [www.hamiltonnw.com](http://www.hamiltonnw.com)

☼ Available by Special Order Only.



# ACCESSORIES

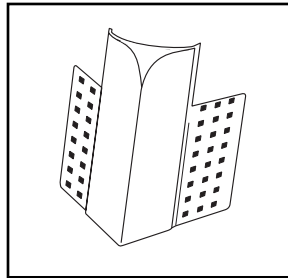
## PLA-COR®

### Specialty Trims

**Model 690/790**  
**Bullnose to 90 Degree**  
**Transition Cap**

3/4" Radius

Specially designed to apply directly over plastic or metal bullnose. Ribbed back ensures correct alignment. Delivers consistently superior finishes with a minimum of time and effort.



46580 = 690  
 46590 = 790

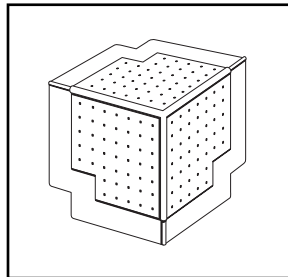
Prod#	Pcs/Ctn	Ctns/Pallet	Unit	Wt/Ctn
46580	50	200	CTN	1
46590	50	200	CTN	1



**Model 390**  
**3-Way Corner Cap**

90° Corner

Designed for use where three corners intersect at 90 degree angles, this corner cap eliminates the need for time-consuming mitering.



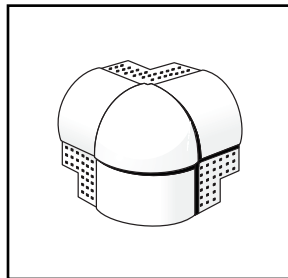
Prod#	Pcs/Ctn	Ctns/Pallet	Unit	Wt/Ctn
46560	50	200	CTN	1



**Model 443**  
**3-Way Overlap Corner Cap**

1 1/2" Radius

This corner cap works great with metal corner beads or tape-on trims. Use anywhere three corners intersect at 90 degree angles.



Prod#	Pcs/Ctn	Ctns/Pallet	Unit	Wt/Ctn
46520	50	200	CTN	3



**SALES/ORDER INFORMATION**

Tel: (360) 225-6888 • Tel: (800) 871-4998 • Fax: (360) 225-7879 • Fax: (800) 871-5007  
 295 North Pekin Road • Woodland, Washington 98674 • [www.hamiltonnw.com](http://www.hamiltonnw.com)

⊛ Available by Special Order Only.