



ACCESSORIES



Basic Unit with
Guardrail Kit
Complete



Basic Unit



Scaffolds

Model # 440

40" ladders,
4 ft. platform and trusses

	Product #	Model #	Description	Ship Wt.
★	48440	440	Without Casters	90
★	48450	440	With (4) 5" All Brake Casters PIC-5	110
★	48455	440	With (4) 8" All Brake Casters PC8B	148

Model # 460

40" ladders,
6 ft. platform and trusses

	Product #	Model #	Description	Ship Wt.
★	48460	460	Without Casters	105
★	48470	460	With (4) 5" All Brake Casters PIC-5	125
★	48475	460	With (4) 8" All Brake Casters PC8B	163

Model # 480

40" ladders,
8 ft. platform and trusses

	Product #	Model #	Description	Ship Wt.
★	48480	480	Without Casters	123
★	48490	480	With (4) 5" All Brake Casters PIC-5	143
★	48495	480	With (4) 8" All Brake Casters PC8B	181

Model # 4100

40" ladders,
10 ft. platform and trusses

	Product #	Model #	Description	Ship Wt.
★	48500	4100	Without Casters	165
★	48510	4100	With (4) 5" All Brake Casters PIC-5	185
★	48515	4100	With (4) 8" All Brake Casters PC8B	223

Model # 640

69 1/2" ladders,
4 ft. platform and trusses

	Product #	Model #	Description	Ship Wt.
★	48520	640	Without Casters	110
★	48530	640	With (4) 5" All Brake Casters PIC-5	130
★	48535	640	With (4) 8" All Brake Casters PC8B	168

Model # 660

69 1/2" ladders,
6 ft. platform and trusses

	Product #	Model #	Description	Ship Wt.
★	48540	660	Without Casters	125
★	48550	660	With (4) 5" All Brake Casters PIC-5	145
★	48555	660	With (4) 8" All Brake Casters PC8B	183

Model # 680

69 1/2" ladders,
8 ft. platform and trusses

	Product #	Model #	Description	Ship Wt.
★	48560	680	Without Casters	143
★	48570	680	With (4) 5" All Brake Casters PIC-5	163
★	48575	680	With (4) 8" All Brake Casters PC8B	201

Model # 6100

69 1/2" ladders,
10 ft. platform and trusses

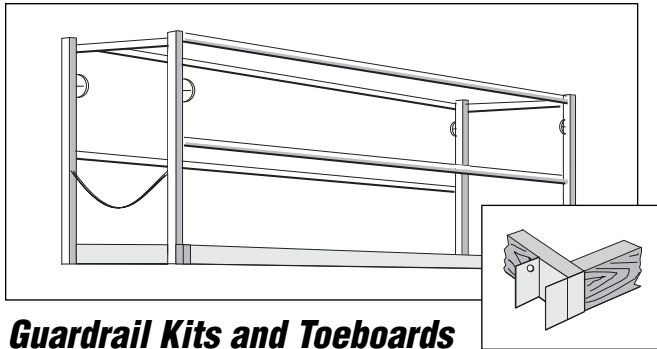
	Product #	Model #	Description	Ship Wt.
★	48580	6100	Without Casters	185
★	48590	6100	With (4) 5" All Brake Casters PIC-5	205
★	48595	6100	With (4) 8" All Brake Casters PC8B	243

SALES/ORDER INFORMATION

Tel: (360) 225-6888 • Tel: (800) 871-4998 • Fax: (360) 225-7879 • Fax: (800) 871-5007
295 North Pekin Road • Woodland, Washington 98674 • www.hamiltonnw.com

★ Available by Special Order Only.

Scaffold Parts and Accessories



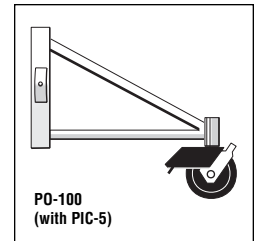
Guardrail Kits and Toeboards

For your safety, always use guardrails at any working height. They are recommended equipment when using any Perry scaffold. Toeboard brackets permit you to install toeboards to help prevent workmen from knocking material off the scaffold, or accidentally stepping off. Use toeboards any time the platform height is 10 ft. or more.

Product #	Model #	Description	Ship Wt.
★ 48650	GK-4	Guardrail Kit—4 ft. Scaffold 2-GR2&2-GR4	62
★ 48660	GK-6	Guardrail Kit—6 ft. Scaffold 2-GR2&2-GR6	68
★ 48670	GK-8	Guardrail Kit—8 ft. Scaffold 2-GR2&2-GR8	76
★ 48680	GK-10	Guardrail Kit—10 ft. Scaffold 2-GR2&2-GR10	86
★ 48690	GRE-2C	Guardrail End (with Chain Midrail)	13
★ 48695	GRE-2S	Guardrail End (with Solid Bar Midrail)	13
★ 48700	GR-4	Guardrail Side for 4 ft. Scaffold	18
★ 48710	GR-6	Guardrail Side for 6 ft. Scaffold	21
★ 48720	GR-8	Guardrail Side for 8 ft. Scaffold	25
★ 48730	GR-10	Guardrail Side for 10 ft. Scaffold	30
★ 48740	GKC-6	Guardrail Kit Complete 2-GR2, 2-GR6, 4-TB100, 2-ET2, 2-TS6	74
★ 48750	GKC-8	Guardrail Kit Complete 2-GR2, 2-GR6, 4-TB100, 2-ET2, 2-TS8	76
★ 48760	GKC-10	Guardrail Kit Complete 2-GR2, 2-GR10, 4-TB100, 2-ET2, 2-TS10	86
★ 48770	ET-2	End Toeboard (2 required)	2
★ 48780	TB-100	Toeboard Bracket (2 required)	1
★ 48790	TS-6	Side Toeboard for 6 ft. Scaffold	4
★ 48800	TS-8	Side Toeboard for 8 ft. Scaffold	5
★ 48810	TS-10	Side Toeboard for 10 ft. Scaffold	6

Outriggers

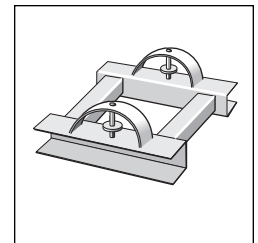
Need more height? PO-100 outriggers let you stack scaffolds three high! Remember to order an extra caster for each of the four required outriggers.



Product #	Model #	Description	Ship Wt.
48820	PO-100	20" Outrigger (4 req.) (Casters not incl.)	7 ★
48825	PO-100/4	Set of 4 Outrigger (Casters not incl.)	28 ★

PB-300 Bracket

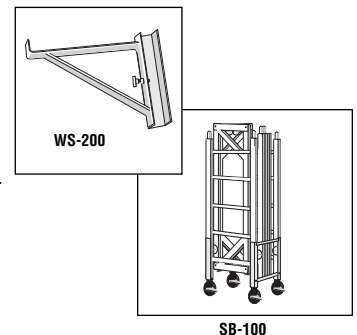
The PB-300 lets you combine two units side-by-side and stack combined units up to three high without outriggers.



Product #	Model #	Description	Ship Wt.
48840	PB-300	4" Wide Bracket (2 req.)(Specify Caster Size)	6 ★

Work Shelf and Storage Brackets

Attach two WS-200 brackets to any ladder legs and put a work shelf on the ends or sides of your Perry scaffold. Two SB-100 storage brackets permit compact storage of basic units in a 1 ft. x 7 ft. x 2 1/2 ft. space which can contain two units.



Product #	Model #	Description	Ship Wt.
48850	SB-100	Storage Brackets to Hold 2 Units (2 req.)	10 ★
48860	WS-200	Work Shell Bracket for Basic Unit (2 req.)	5 ★

SALES/ORDER INFORMATION

**Tel: (360) 225-6888 • Tel: (800) 871-4998 • Fax: (360) 225-7879 • Fax: (800) 871-5007
295 North Pekin Road • Woodland, Washington 98674 • www.hamiltonnw.com**

★ Available by Special Order Only.

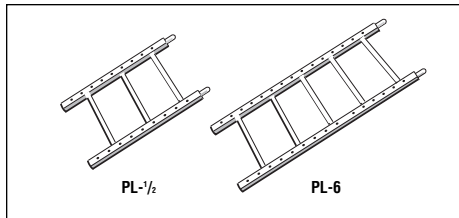


ACCESSORIES



Scaffold Parts and Accessories

Ladders

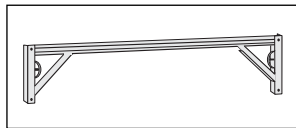


The perfect way to add height to any Perry scaffold. Platforms may be adjusted in 4 inch increments as on the basic unit.

Product #	Model #	Description	Ship Wt.
48970	PL-1/2	40 inch Ladder, 3 rungs	18
48980	PL-6	69 1/2 inch ladder, 5 rungs	28

Standard Trusses

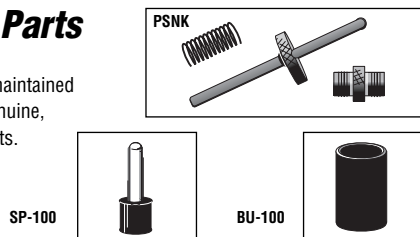
Joins the scaffold ladders and supports the scaffold platform. Features the patented "Positive Engagement Locking System" for fast, easy assembly and height adjustment.



Product #	Model #	Description	Ship Wt.
48900	PT-4	4 ft. Adjustable Truss	18
48910	PT-6	6 ft. Adjustable Truss	21
48920	PT-8	8 ft. Adjustable Truss	25
48930	PT-10	10 ft. Adjustable Truss	41

Miscellaneous Parts

Keep your Perry equipment maintained and working like new with genuine, quality Perry replacement parts.

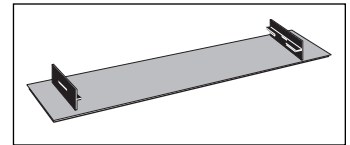


Product #	Model #	Description	Ship Wt.
49060	BU-100	Replacement Bushing-basic unit	0.5
49070	SP-100	Replacement Stack Pin	2
49080	PSNK	Pin-Spring-Nipple Kit*	0.5

*For lock replacement

Gap Plates

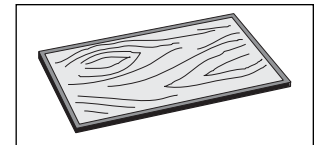
Use with 2 PB-300 brackets to fill the gap between two scaffolds locked side-by-side.



Product#	Model#	Description	Ship Wt.
48870	GP-6 6'	Gap Plate(Use with PB-300 Brackets)	15
48880	GP-8 8'	Gap Plate(Use with PB-300 Brackets)	17
48890	GP-10 10'	Gap Plate(Use with PB-300 Brackets)	20

Platforms

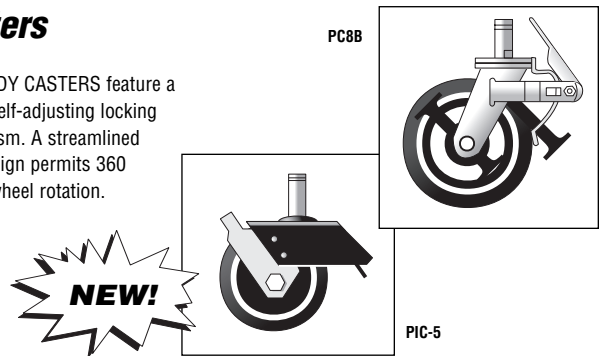
5/8 inch thick plywood with 1/32 inch galvanized banding. The banding is fixed to the plywood to provide permanent protection.



Product#	Model#	Description	Ship Wt.
48990	PP-4	4 ft. Plywood Platform(28.5" x 46.25")	18
49010	PP-6	6 ft. Plywood Platform(28.5" x 70.25")	27
49020	PP-8	8 ft. Plywood Platform(28.5" x 94.25")	37
49030	PP-10	10 ft. Plywood Platform(28.5" x 118.25")	47

Casters

Perry INDY CASTERS feature a unique self-adjusting locking mechanism. A streamlined lever design permits 360 degree wheel rotation.



Product#	Model#	Description	Ship Wt.
49040	PIC-5	5" INDY Caster-Swivel&Wheel brake	5
49050	PC8B	8" diam. Caster-Swivel&Wheel brake	14.5

SALES/ORDER INFORMATION

Tel: (360) 225-6888 • Tel: (800) 871-4998 • Fax: (360) 225-7879 • Fax: (800) 871-5007
 295 North Pekin Road • Woodland, Washington 98674 • www.hamiltonnw.com

⊗ Available by Special Order Only.



ACCESSORIES



Mini-Scaffolds

Model SU-4 4 Ft. Step-Up® Portable Mini-Scaffold

With its sturdy 1" O.D. tubular construction, 500 lb. load capacity and 50" height, the SU-4 is perfect for all low ceiling jobs. The SU-4 comes with 5" INDY All Brake Casters which permit 360 degree wheel rotation for ease of movement. Folds down to just 22" wide.



Prod#	Description	Load Cap	Ship Wt.
48035	4 ft. Step-Up Mini-Scaffold with 4 #PIC-54 5" all brake casters 51.5" high x 48" long x 22" wide	500	70



Model SU-5 5 Ft. Step-Up® Portable Mini-Scaffold

Throw away those bulky, shaky ladders, A-frames and planks! Whatever job you're up to, the SU-5 will help you do it faster, safer and easier. The SU-5 is adjustable to four convenient working heights, has a 600 lb. load capacity, and features INDY All Brake Casters.



Prod#	Description	Load Cap	Ship Wt.
48037	5 ft. Step-Up Mini-Scaffold with 4 #PIC-54 5" all brake casters 61.5" high x 56" long x 25" wide	600	90



Model SU-6 6 Ft. Step-Up® Portable Mini-Scaffold

By popular demand...a taller version of Perry's Step-Up Utility Work Stand! Like all of Perry's Mini-Scaffolds, the SU-6 sets up in seconds with no assembly required. Adjusts to six working heights up to six feet. Features include "high tech" cushion rubber locking swivel INDY casters and big 600 lb. load capacity.



Prod#	Description	Load Cap	Ship Wt.
48039	6 ft. Step-Up Mini-Scaffold with 4 #PIC-54 5" all brake casters 72" high x 56" long x 25" wide	600	100



SALES/ORDER INFORMATION

Tel: (360) 225-6888 • Tel: (800) 871-4998 • Fax: (360) 225-7879 • Fax: (800) 871-5007
295 North Pekin Road • Woodland, Washington 98674 • www.hamiltonnw.com

★ Available by Special Order Only.



ACCESSORIES



Mini-Scaffold Parts and Accessories

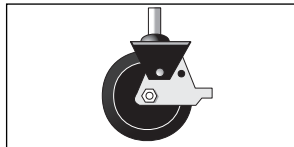
INDY 5 inch All Brake Caster

Virtually the same as the high-tech INDY Casters used on full-size Perry Scaffolds, the custom 5 inch INDY All Brake Casters for 4 ft., 5 ft. and 6 ft. Step-Up Mini-Scaffolds enhance both durability and safety.

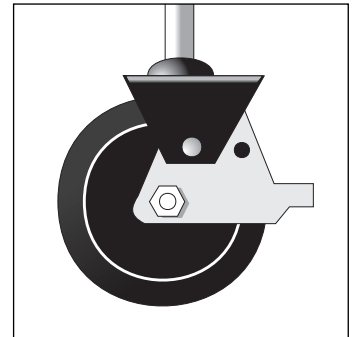
INDY Casters feature a unique, self-adjusting locking mechanism:



Unlocked, the streamlined lever design permits 360 degree wheel rotation for easy movement.



Locked, wheels return to the weight-over-center position for positive balance while the Mini-Scaffold is in use.



Product #	Model #	Description	Ship Wt
48160	PIC-54	5" diameter Side All-Brake Caster for SU-4, SU-5, SU-6	4

Platforms


14 gauge solid steel platforms let you easily adjust the working height on your Perry Mini-Scaffold.



Product #	Model #	Description	Ship Wt.
48100	PP-1	Platform for SU-3	10
48110	PP-2	Platform for SU-4, (also Step-Up SUMK-II)	13
48300	PP-3	Platform for SU-5, SU-6 (also Fold-Up SUMK-VI)	18

Paint Shelves

14 gauge steel shelf fits on top of side ladder. Standard roller paint tray clips on perfectly for added convenience.



Product #	Model #	Description	Ship Wt.
48140	PPS-1	For SU-3, SU-4 (also Step-Up SUMK-II)	5
48320	PPS-2	For SU-5, SU-6 (also Fold-Up SUMK-VI)	5

SALES/ORDER INFORMATION

Tel: (360) 225-6888 • Tel: (800) 871-4998 • Fax: (360) 225-7879 • Fax: (800) 871-5007
 295 North Pekin Road • Woodland, Washington 98674 • www.hamiltonnw.com

☼ Available by Special Order Only.



ACCESSORIES



Drywall Carts

Model PD-2

For most applications, this economical model is all you need to do the job. Two wheels are fixed position for straight ahead movement. Two wheels swivel for turning. Like all the other drywall carts, it's built to last with Perry quality. 3,000 lb. load capacity.



Product #	Model #	Description	Ship Wt.
49100	PD-2	Without Casters	50

Model PD-3

The bottom tube frame on this model surrounds the entire perimeter for extra strength and durability. It may be ordered with swivel casters and optional position locks for two wheels. The compact design fits through standard doorways. 3,000 lb. load capacity.



Product #	Model #	Description	Ship Wt.
49170	PD-3	Without Casters	69

Model PD-4


This model features a special inset back tube frame. It provides maximum maneuverability around tight corners or through standard doorways with four swivel casters. Optional position locks keep two wheels straight when moving one direction. 3,000 lb. load capacity.



Product #	Model #	Description	Ship Wt.
49240	PD-4	Without Casters	75

Model PD-5

This model features a removable back support bar for dual purpose performance on the job. Slide the bar under the deck pan to load a full lift of drywall, glass or plywood flat...right off the truck. Stand the support bar up, and use as a conventional cart to move material through hallways and doorways with ease. 3,000 lb. load capacity.



Product #	Model #	Description	Ship Wt.
49318	PD-5	Without Casters	72

SALES/ORDER INFORMATION

Tel: (360) 225-6888 • Tel: (800) 871-4998 • Fax: (360) 225-7879 • Fax: (800) 871-5007
 295 North Pekin Road • Woodland, Washington 98674 • www.hamiltonnw.com

⊕ Available by Special Order Only.



ACCESSORIES



Perry Combination Pricing

Standard Casters

Product #	Model #	Description	Ship Wt
49180	PD-3	With 2 rigid and 2 swivel 8" polypropylene Casters	94
49190	PD-3	With 4 swivel 8" polypropylene Casters	94
49200	PD-3	With 3 poly swivel and 1 poly swivel with position lock	95
49210	PD-3	With 2 rigid and 2 swivel 8" rubber-to-metal Casters (70 durometer)	114
49220	PD-3	With 4 swivel 8" rubber-to-metal Casters (70 durometer)	114
49230	PD-3	With 3 rubber swivel, 1 rubber swivel with position lock (70 durometer)	115
49250	PD-4	With 2 rigid and 2 swivel 8" polypropylene Casters	100
49260	PD-4	With 4 swivel 8" polypropylene Casters	100
49270	PD-4	With 3 poly swivel and 1 poly swivel with position lock	101
49280	PD-4	With 2 rigid and 2 swivel 8" rubber-to-metal Casters (70 durometer)	120
49290	PD-4	With 4 swivel 8" rubber-to-metal Casters (70 durometer)	120
49300	PD-4	With 3 rubber swivel, 1 rubber swivel with position lock (70 durometer)	121
49320	PD-5	With 2 rigid and 2 swivel 8" polypropylene Casters	97
49322	PD-5	With 4 swivel 8" polypropylene Casters	97
49324	PD-5	With 3 poly swivel and 1 poly swivel with position lock	98
49326	PD-5	With 2 rigid and 2 swivel 8" rubber-to-metal Casters (70 durometer)	117
49328	PD-5	With 4 swivel 8" rubber-to-metal Casters (70 durometer)	117
49329	PD-5	With 3 rubber swivel, 1 rubber swivel with position lock (70 durometer)	118

Premium Casters

Product #	Model #	Description	Ship Wt
49570	PD-3P	With 2 rigid and 2 swivel 8" phenolic Casters	94
49580	PD-3P	With 4 swivel 8" phenolic Casters	94
49590	PD-3P	With 3 phenolic swivel and 1 phenolic swivel with position lock	95
49600	PD-3P	With 2 rigid and 2 swivel 8" rubber-to-metal Casters (90 durometer)	114
49610	PD-3P	With 4 swivel 8" rubber-to-metal Casters (90 durometer)	114
49620	PD-3P	With 3 rubber swivel, 1 rubber swivel with position lock (90 durometer)	115
49630	PD-4P	With 2 rigid and 2 swivel 8" phenolic Casters	100
49640	PD-4P	With 4 swivel 8" phenolic Casters	100
49650	PD-4P	With 3 phenolic swivel and 1 phenolic swivel with position lock	101
49660	PD-4P	With 2 rigid and 2 swivel 8" rubber-to-metal Casters (90 durometer)	120
49670	PD-4P	With 4 swivel 8" rubber-to-metal Casters (90 durometer)	120
49680	PD-4P	With 3 rubber swivel, 1 rubber swivel with position lock (90 durometer)	121
49700	PD-5P	With 2 rigid and 2 swivel 8" phenolic Casters	97
49702	PD-5P	With 4 swivel 8" phenolic Casters	97
49704	PD-5P	With 3 phenolic swivel and 1 phenolic swivel with position lock	98
49706	PD-5P	With 2 rigid and 2 swivel 8" rubber-to-metal Casters (90 durometer)	117
49708	PD-5P	With 4 swivel 8" rubber-to-metal Casters (90 durometer)	117
49709	PD-5P	With 3 rubber swivel, 1 rubber swivel with position lock (90 durometer)	118

SALES/ORDER INFORMATION

Tel: (360) 225-6888 • Tel: (800) 871-4998 • Fax: (360) 225-7879 • Fax: (800) 871-5007
 295 North Pekin Road • Woodland, Washington 98674 • www.hamiltonnw.com

⊗ Available by Special Order Only.



ACCESSORIES



PD-1 Residential Drywall Cart

- **Smaller design moves well in limited work space**
- **2000 lb. load capacity**
- **Inset back tube frame**
- **Hi-Tech Performa Casters**
- **Dimensions:**
Height 47"
Length 39 1/4"
Width 17 3/4"
Platform 9" x 39 1/4"

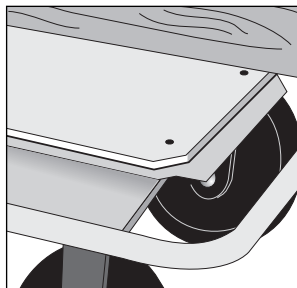


Product #	Model #	Description	Ship Wt
49090	PD-1	Without Casters	50
49092	PD-1	With 4 swivel Hi Tech Performa Casters	75

Drywall Cart Deck Covers

Panel Guide

The optional Perry Panel Glide assists you in sliding even your heaviest materials on and off the Perry Drywall Cart. It has been designed to give you years of maintenance-free use, and it extends the life of the cart by protecting the load-bearing deck. Comes complete with assembly instructions and hardware, and attaches directly to the drywall cart deck in minutes.



Product #	Model #	Description	Ship Wt.
49800	PPG-1	Panel Glide for PD-1	2.5
49810	PPG-2	Panel Glide for PD-2, PD-3 or PD-4	2.5
49820	PPG-3	Panel Glide for PD-5	2.5

SALES/ORDER INFORMATION

Tel: (360) 225-6888 • Tel: (800) 871-4998 • Fax: (360) 225-7879 • Fax: (800) 871-5007
295 North Pekin Road • Woodland, Washington 98674 • www.hamiltonnw.com

☼ Available by Special Order Only.

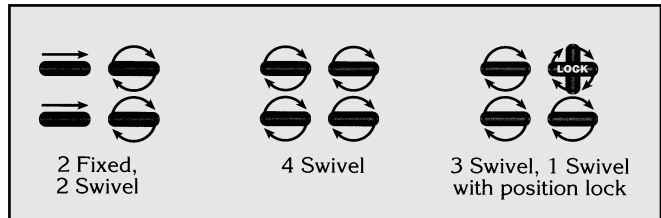


ACCESSORIES



INDY Casters for Drywall Carts

Custom built for Perry, these are the strongest, longest-lasting casters in the industry. All wheels are 8" x 2". The frame features an all heat-treated bearing race with celcon seals. A unique new king pin design spreads stress points for longer-lasting caster frames.



Standard Casters, Parts & Accessories



**One-Piece Solid
IC-1 Standard**

- polypropylene soft surface
- non-marking
- shock and steam resistant
- best for cold climates



**One-Piece Solid
Hi-Tech Performa**

- rolls easily-very durable
- protects floors, rejects floor debris
- low temperature flexibility
- chemical, steam and water resistant



**Rubber-to-Metal
IC-3 Standard**

- custom metal alloy center, soft surface bonded cushion rubber tread
- rides more easily over debris
- 70 durometer, soft surface bonded cushion rubber tread

Product #	Model #	Description	Capacity	Ship Wt.	
49330	PCHTS-8	8" Swing High-Tech Performa Caster	500	6.25	★
49335	PCHTR-8	8" Rigid High-Tech Performa Caster	500	6.25	★
49340	PCPR-8	8" Rigid polypropylene Caster	750	6.25	★
49350	PCPS-8	8" Swivel polypropylene Caster	750	6.25	★
49360	PCRR-8	8" Rigid rubber-to-metal Caster	500	11.25	★
49370	PCRS-8	8" Swivel rubber-to-metal Caster	500	11.25	★
49400	PCPS-8L	8" Swivel polypropylene Caster w/pos. lock	750	7.25	★
49410	PCRS-8L	8" Swivel rubber-to-metal Caster w/pos. lock	500	12.25	★
49420	PHK	Hardware Kit (16 bolts/pkg)	N/A	2	★

Premium Casters, Parts & Accessories



**One-Piece Solid
IC-2 Premium**

- phenolic, hard surface
- non-marking
- resists particle pick-up and flattening
- shock, steam and wear-resistant
- for hot and cold climates



**Rubber-to-Metal
IC-4 Premium**

- custom metal alloy center, hard surface bonded cushion rubber tread
- resists flattening
- provides maximum rollability
- 90 durometer, soft surface bonded cushion rubber tread

Product #	Model #	Description	Capacity	Ship Wt.	
49710	PCPR-8P	8" Rigid phenolic Caster	750	6.25	★
49720	PCPS-8P	8" Swivel phenolic Caster	750	6.25	★
49730	PCRR-8P	8" Rigid rubber-to-metal Caster	500	11.25	★
49740	PCRS-8P	8" Swivel rubber-to-metal Caster	500	11.25	★
49770	PCPS-8LP	8" Swivel phenolic Caster w/pos. lock	750	7.25	★
49780	PCRS-8LP	8" Swivel rubber-to-metal Caster w/pos. lock	500	12.25	★

SALES/ORDER INFORMATION

Tel: (360) 225-6888 • Tel: (800) 871-4998 • Fax: (360) 225-7879 • Fax: (800) 871-5007
 295 North Pekin Road • Woodland, Washington 98674 • www.hamiltonnw.com

★ Available by Special Order Only.